MICHIGAN MERIT CURRICULUM

Flexibility Conference

Pre-Conference Survey Results

CONFERENCE ATTENDEES

295 attendees

165 schools

38 ISDs

DISTRICT LOCATION

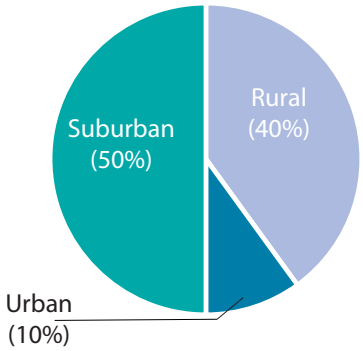

BUILDING ENROLLMENT

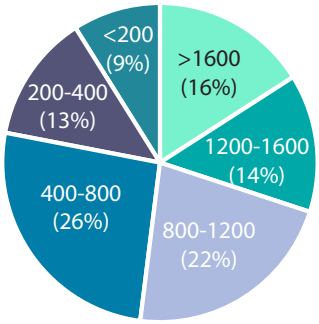

TEACHER SHORTAGE

IS THE TEACHER SHORTAGE AN OBSTACLE TO MEETING MMC?

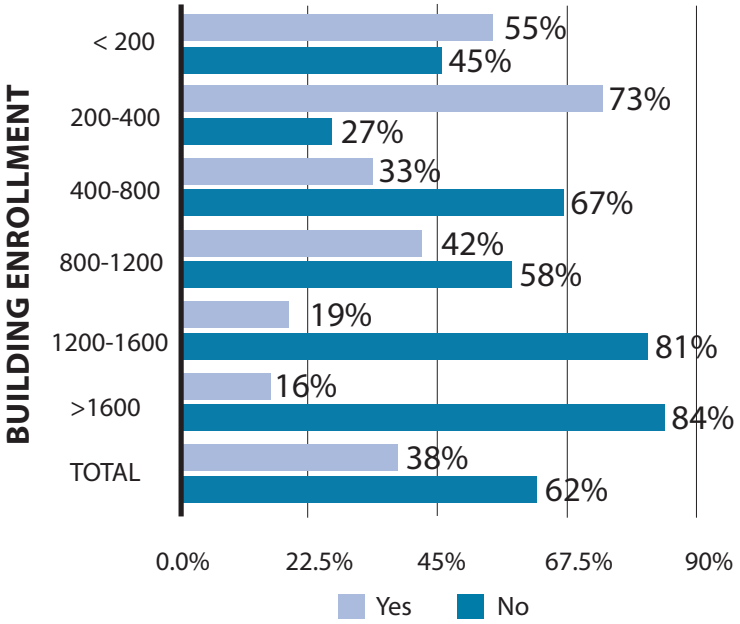

PERSONAL CURRICULUM

TYPE OF PC MODIFICATIONS BY DISTRICT LOCATIONS

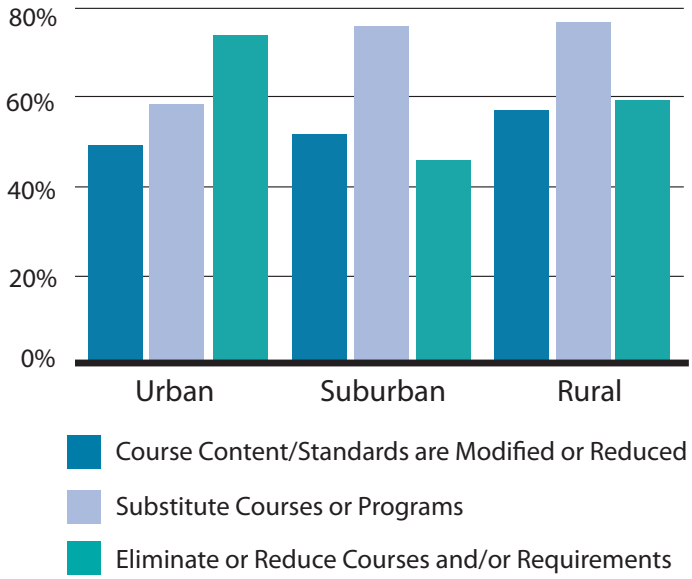

COURSE FAILURE

COURSE FAILURE BY TITLE*

	%	Rank
Algebra II	51.3%	1
Algebra I	44.4%	2
Geometry	28.2%	3
Biology	22.2%	4
English 9	17.9%	5
Chemistry	17.1%	6
World Language	13.7%	7
World History	9.4%	8
English 11	6%	9
Physics	6%	9
English 10	5.1%	11
U.S. History	5.1%	11
Physical Science	2.6%	13
English 12	0.9%	14
Government	0.9%	14

3 OF TOP 5
highest failure rates are mathematics courses

3 OF TOP 5
highest failure rate courses are traditionally taught in the 9th grade

5 OF TOP 7
highest failure rates are STEM courses

MICHIGAN MERIT CURRICULUM
Flexibility Conference
Post-Conference Survey Results

MMC MODIFICATION

BY THE NUMBERS

93.3%	Schools should be permitted to modify credit or graduation requirements for individual students
66.2%	Those modifications should require the development of a PC
66%	Schools should not be required to complete a formal PC process in addition to an EDP
65.2	The PC should allow additional flexibility beyond the current options

CREDIT REQUIREMENTS

WHAT PERCENTAGE OF SURVEY RESPONDENTS SUPPORT THE CURRENT NUMBER OF CREDITS REQUIRED BY MMC?*

ELA	84.2%
Mathematics	55.8%
Science	76.2%
Social Studies	80.7%
Health and PE	77.1%
VPAA	67.3%
World Language	23.9%

Due to variation in course titles, some standardization was necessary for statistical analysis of course failure. The data on respondents opinions about MMC credit requirements combines two separate survey questions. The executive summary offers a full description of our methodology.

ADDITIONAL STATE SUPPORTS

SHOULD MDE DEFINE ESSENTIAL/POWER STANDARDS?

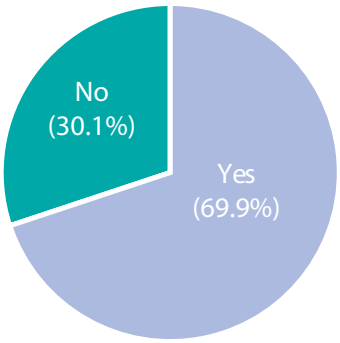

SHOULD THE STATE PROVIDE A MODEL CURRICULUM?

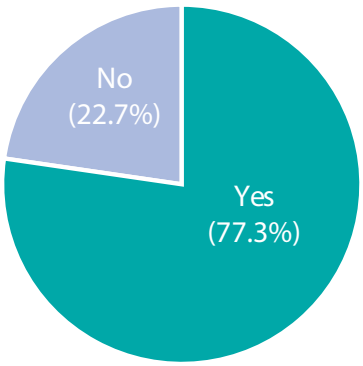

SHOULD THE STATE CREATE AND PROVIDE AN ASSESSMENT ITEM INVENTORY?

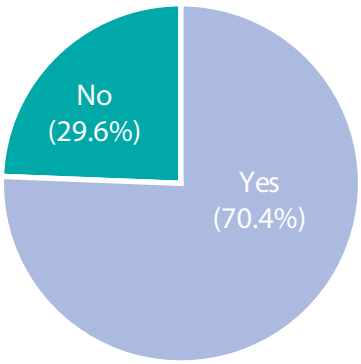

massp
Leadership Lives Here.